



## Why TruStile?

TruStile MDF doors are built to order in Denver, CO, with crisp, architectural details and the highest quality materials that today's custom homes demand.

This contrasts with most MDF door alternatives, which are built with lower grade, imported materials and little attention to detail. Set your next home apart with TruStile MDF doors.

### The Benefits of TruStile MDF Doors

	TruStile Premium MDF Doors	Stock Imported MDF Doors	TruStile Benefit
Manufactured in USA	Yes	No	Domestically built
Premium-grade MDF	Yes	No	Smoother surface
Higher density & swing weight	Yes	No	Premium swing weight
Made with SCS-certified recycled content	Yes	No	Environmentally friendly
Customizable door styles	Yes	No	Millions of configurations
Available in any size or specification	Yes	Pre-selected sizes	Size doors to your project's needs
Customize with glass, mirror, metal or leather	Yes	No	Create a custom look
Better acoustical properties	Yes	No	Reduced noise
Fire door options	Yes	Varies	Match fire-rated openings

### Manufactured in the United States

Our state-of-the-art manufacturing facility in Denver, CO, was designed from the ground up to build the highest-quality MDF doors.





### Commitment to Quality

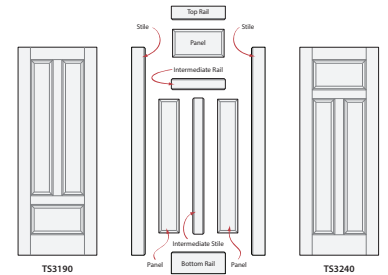
TruStile pioneered the use of medium density fiberboard (MDF) as a preferred material for painted door applications. Each MDF door has been engineered for maximum stability and won't shrink, crack, expand or warp when exposed to environmental conditions.



up to  
**25-50%**  
HEAVIER

### Construction You Can Feel

TruStile MDF doors feature solid door construction. The added density of our super-refined MDF creates a door that on average is 25-50% heavier than similar doors and produces a noticeable swing weight that conveys a feeling of quality.



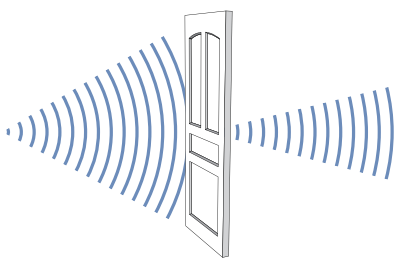
### Architectural Detail

While most MDF doors are stamped or routed, TruStile employs authentic stile and rail construction. The precision of this construction method produces the crisp corners and shadow line detail expected in high-end custom homes.



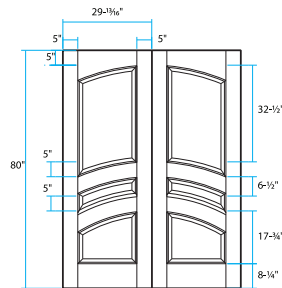
## Perfect for Painted Doors

MDF doors are ideal for painted applications and make an affordable alternative to wood doors. Our super-refined MDF provides a smoother painting surface than pine, poplar or lower-grade MDF alternatives.



### Better Acoustical Properties

Our solid MDF doors offer excellent sound insulation and noticeably reduces noise transmission between rooms. This is especially useful in bathrooms, bedrooms and home offices, or anywhere privacy and noise control are crucial.



### Built to Your Exact Specifications

Every TruStile door is made to order, custom-built to your exact specifications. Our construction methods provide superior, architecturally-correct details and an unequaled finishing surface.



### Turn Your Ideas Into Reality

From glass to mirrors, leather inserts and metal inlays, TruStile offers an unlimited number of ways to customize your door to match the essence of your home.







## GO BEYOND THE ORDINARY

At TruStile, design is at the center of our products and processes. We offer more design styles, sizes, and options than anyone else so our customers can imagine more and create without constraint. Discover how to elevate the popular Shaker door style with a few easy enhancements and ways to differentiate your next project.

**Above:** TS2210 in MDF with cove & bead (CB) sticking, flat (C) panel and white lami glass



### Don't underestimate doors as a critical design element

Imagine more than the same two-panel door style in every opening of a home. Well-designed doors have the power to transform a space and how you feel inside it. With TruStile, you have access to over 500 door styles, allowing you to bring your unique design vision to life.

**Top:** TM13340 doors in MDF with 1/4" kerf cut reveals and frosted glass inserts

**Bottom:** TS4100 doors in MDF with square stick (SS) sticking, white lami glass panels and louver panels





BEFORE



AFTER

## Elevate Your Space with Glass and Mirrors

Differentiate and brighten rooms with glass and mirrors while still achieving a clean, minimalist Shaker aesthetic. TruStile makes it easy to replace panels with glass or add a full-length mirror to the back of any panel door.

**Left:** TM9000 pocket door in MDF with 1/4" kerf cut reveals and inset mirror.  
**Right:** TS5000 in MDF with one step (OS) sticking and white lami glass.



BEFORE



AFTER

## Get the Details Right

Every TruStile door is made to order to your exact specifications. Take your project to the next level by blending custom details with other elements in the home.

**Left:** TM9250 in MDF with 1/4" kerf cut reveals and clear glass  
**Right:** TM9000 in MDF with 1/4" kerf cut reveals





Resilient Wood Entry System™ with TM3100-111B



Reserve Wood Entry System™ with TS4300-308C2

## Elevate Every Entry

In collaboration with our parent company, Marvin<sup>®</sup>, we have engineered and extensively tested a family of premium residential wood entry systems that set the tone for the whole home.

### Design Forward

We offer more design styles, sizes, and options than anyone else so our customers can create without constraint. The Resilient Wood Entry System™ takes your home to the next level with the most durable painted construction without sacrificing any design options. Our Reserve Wood Entry System™ offers the beauty of stain-grade wood to match the refined elegance of your home.

### Materials Matter

TruStile wood entry systems use innovative Accoya<sup>®</sup> and Tricoya<sup>®</sup> to provide exception stability and durability. Some entry system configurations offer a limited to no-overhang requirement with a limited 10-year warranty.

Learn more at [www.trustile.com/elevate](http://www.trustile.com/elevate).



Resilient Wood Entry System™ with FL400-108C





Resilient Wood Entry System™ with PL224-101

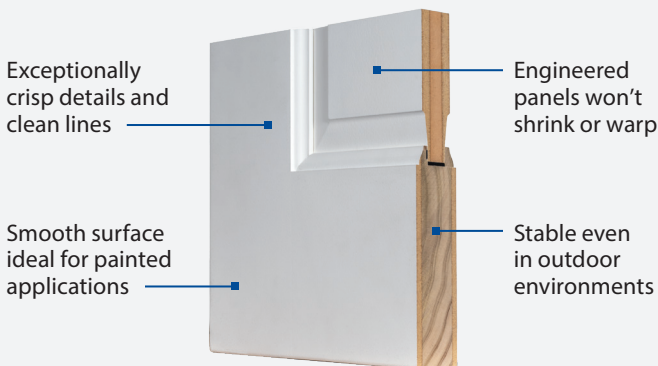


Reserve Wood Entry System™ with TMIR6000-106B

## Resilient Wood Entry System™

The Resilient Wood Entry System sets the tone of quality for the whole home using the most durable painted construction without sacrificing any design options.

- Engineered with resilient Accoya®, an acetylated wood product, which brings unprecedented reliability and durability to wood. 
- Tricoya® top layers provide exceptional stability, durability and paintability, for outdoor applications. 
- Most configurations delivered pre-hung with a premium prime finish, ready to paint to match your design.
- 10-year warranty with limited and no overhang applications, depending on system design specifications.



## Reserve Wood Entry System™

The Reserve Wood Entry System elevates the refined elegance of your home with the beauty of stained natural wood.

- Engineered with a laminated veneer lumber (LVL) core and Tricoya® layers to provide exceptional stability and durability. 
- 10 natural wood species available with an extensive collection of premium factory stain options.
- Premium appearance standards ensure industry-leading grain and color matching.
- 5-year limited warranty with industry standard overhang requirements.

